



**UniFi®** | **SECURITY GATEWAY**

Enterprise Gateway Router  
with Gigabit Ethernet

Model: USG

Advanced Security, Monitoring, and Management

Sophisticated Routing Features

Integrated with UniFi® Controller Software



# UniFi® | SECURITY GATEWAY

## Affordable Enterprise Network Security


Ubiquiti Networks introduces the UniFi® Security Gateway, which extends the UniFi Enterprise System to encompass routing and security for your network.

The UniFi Security Gateway combines advanced security features with high-performance routing technology in a compact and cost-effective unit.

Capable of routing up to 1 million packets per second, the UniFi Security Gateway can be easily configured through the intuitive UniFi Controller software, which also manages the UniFi Access Points for wireless networking.

Additional features include:

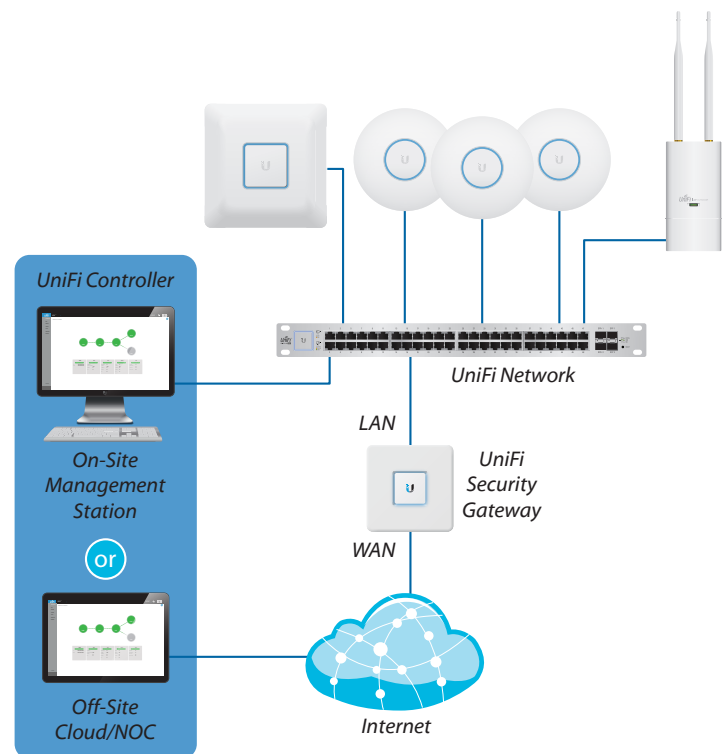
- 3 Gigabit Ethernet ports\*
- 1 million packets per second for 64-byte packets
- 3 Gbps total line rate for packets 512 bytes or larger
- Integrated and managed with UniFi Controller v4.x
- Secure off-site management and monitoring
- CLI management for advanced users
- Silent, fanless operation



## Deployment

As part of the UniFi Enterprise System, the UniFi Security Gateway is deployed in the same manner as UniFi APs. Detection, provisioning, and management are all conducted from the UniFi Controller.

The UniFi Controller may reside on a management station located either on-site and connected to the same Layer-2 network, or off-site in a cloud or NOC.



\* VOIP port is disabled and reserved for future use.

# UniFi Controller v4

Introducing the new UniFi Controller software featuring a refreshed UI and support for the next generation of UniFi devices.

## Improved User Experience

Redesigned to be more intuitive and easier to navigate, the new UI raises the bar for enterprise network management efficiency. Important network details are logically organized for a simplified, yet powerful, interface.

## Packed with Features

Use the UniFi Controller to provision thousands of UniFi APs and UniFi Security Gateways, map out networks, quickly manage system traffic, and provision additional UniFi devices.

## Network Overview

A comprehensive overview of your Network Health is readily available in the new dashboard. Monitor your network's vitals and make on-the-fly adjustments as needed.

## Detailed Analytics

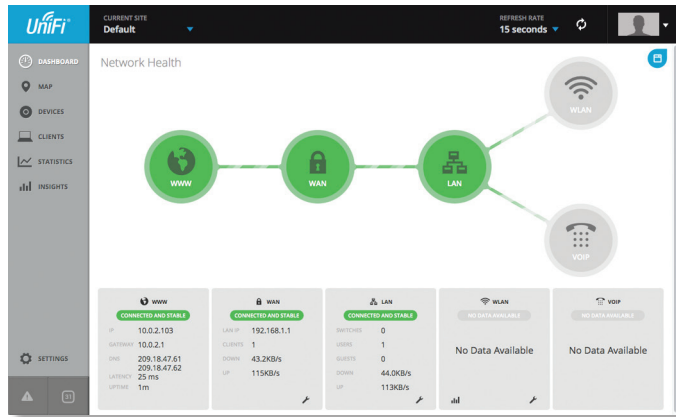
Use the configurable reporting and analytics to monitor large user groups and expedite troubleshooting.

## Multi-Site Management

A single UniFi Controller running in the cloud can manage multiple sites: multiple, distributed deployments and multi-tenancy for managed service providers. Each site is logically separated and has its own configuration, maps, statistics, guest portal, and administrator read/write and read-only accounts.

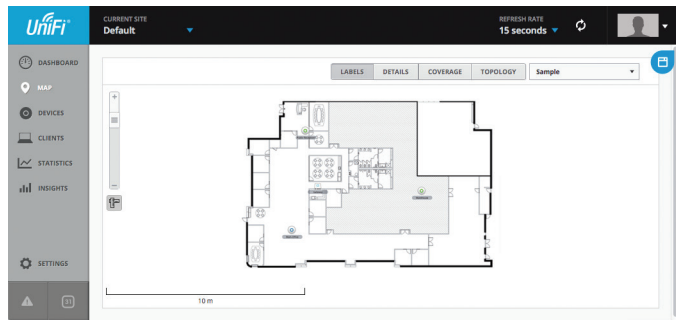
## LAN/WLAN Groups

The UniFi Controller can manage flexible configurations of large deployments. Create multiple LAN and WLAN groups and assign them to the respective UniFi devices.



## All New UI

The elegant interface provides a quick overview of vital network statistics and easy navigation.



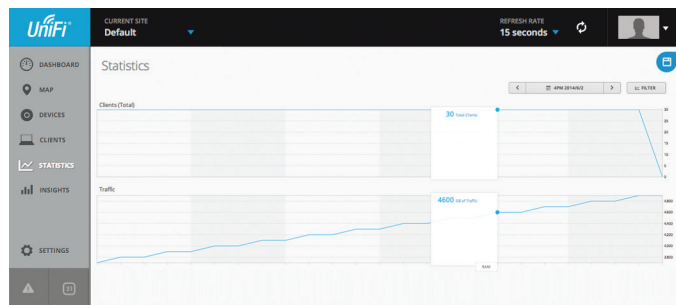
## Maps

Upload a map of your location(s) or use Google Maps to represent the areas where your UniFi devices are located.

Name/MAC Address	IP Address	Connection	Down	Up	Activity	Uptime	Actions
g2a:14:00:00:01	10.0.0.20	LAN	5.81M	467K		2h 4m 59s	[X] BLOCK
g2a:14:00:00:02	10.0.0.6	LAN	8.33M	612K		4h 43m	[X] BLOCK
g2a:14:00:00:03	10.0.0.7	LAN	5.59M	462K		3h 15m 5s	[X] BLOCK
g2a:14:00:00:04	10.0.0.5	LAN	6.90M	567K		1h 29m 50s	[X] BLOCK
g2a:14:00:00:05	10.0.0.10	LAN	6.53M	657K		6h 18m 5s	[X] BLOCK
g2a:14:00:00:07	10.0.0.11	LAN	7.46M	599K		6h 34m 13s	[X] BLOCK
g2a:14:00:00:08	10.0.0.8	LAN	6.08M	519K		8h 55m 19s	[X] BLOCK
g2a:14:00:00:09	10.0.0.9	LAN	6.11M	537K		6h 20m 25s	[X] BLOCK
g2a:14:00:00:09	10.0.0.12	LAN	8.17M	594K		7h 58m 32s	[X] BLOCK
g2a:14:00:00:09	10.0.0.13	LAN	6.46M	584K		10h 14m 6s	[X] BLOCK
g2a:14:00:00:09	10.0.0.14	LAN	6.82M	690K		2h 54m 26s	[X] BLOCK

## Efficient Network Management

Easily monitor every client on the network. Advanced search and sorting capabilities make network management more efficient.



## Powerful Analytic Capabilities

Monitor network performance and activity with customized statistic views. See the latest statistics, or view historic data of past hours or months.

# Specifications

UniFi Security Gateway	
Dimensions	135 x 135 x 28.3 mm (5.32 x 5.32 x 1.11")
Weight	366 g (12.9 oz)
Processor	Dual-Core 500 MHz, MIPS64
System Memory	512 MB DDR2 RAM
On-Board Flash Storage	2 GB
Max. Power Consumption	7W
Power Supply	12VDC, 1A Power Adapter (Included)
Power Input	9 to 24VDC, Supported Voltage Range
Certifications	CE, FCC, IC
Wall-Mountable	Yes
Operating Temperature	-10 to 45° C (14 to 113° F)
Operating Humidity	10 to 90% Noncondensing
Layer 3 Forwarding Performance	
Packet Size: 64 Bytes	1,000,000 pps
Packet Size: 512 Bytes or Larger	3 Gbps (Line Rate)
Networking Interfaces	
Serial Console Port	(1) RJ45 Serial Port
Data Ports	(3) 10/100/1000 Ethernet Ports*

\* VOIP port is disabled and reserved for future use.



Specifications are subject to change. Ubiquiti products are sold with a limited warranty described at: [www.ubnt.com/support/warranty](http://www.ubnt.com/support/warranty)  
 ©2014 Ubiquiti Networks, Inc. All rights reserved. Ubiquiti, Ubiquiti Networks, the Ubiquiti U logo, the Ubiquiti beam logo, and UniFi are trademarks or registered trademarks of Ubiquiti Networks, Inc. in the United States and in other countries.  
 All other trademarks are the property of their respective owners.

